



# Graduation Initiative 2025 Preliminary Progress Update

Are you on track to meet your goals?

A progress chart overlaid on a photograph of graduates. The chart shows a yellow line starting at a point on the left labeled "2015" and ending at a target icon (a bullseye) on the right labeled "2025". The line is supported by a row of 20 graduation cap icons. The background image shows a group of graduates in black gowns and caps, some with their hands raised in celebration, against a blue-tinted background of a modern building.

2015 2025

[calstate.edu/dashboard](https://calstate.edu/dashboard)

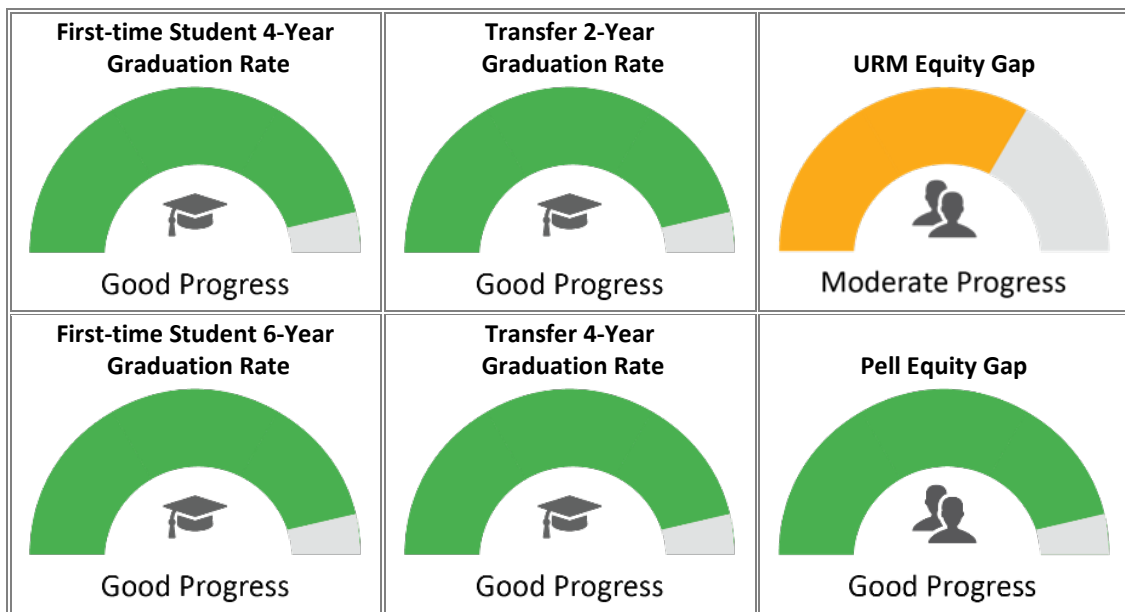
In September 2016, the CSU launched Graduation Initiative 2025, establishing ambitious goals to facilitate our students’ path to a high-quality college degree and committing us to eliminate equity gaps between historically underserved students and their peers. When we achieve these goals, the CSU will stand alone as a national leader in student success for the most diverse student body in the nation.

Fulfilling the Graduation Initiative requires us to consistently measure progress and take stock of our efforts to identify barriers that delay or prevent our students’ timely completion of a high-quality degree. To support this process, the CSU Student Success Dashboard ([calstate.edu/dashboard](http://calstate.edu/dashboard)) has leveraged degree completion data through summer 2020 to measure system and campus progress toward our 2025 goals. The 2020 graduation rates cited herein may increase very slightly in the coming weeks as campuses submit additional degree counts.

This report offers a preliminary glimpse of how California State University San Bernardino (CSUSB) is progressing toward its 2025 goals. The formidable challenges associated with the global health crisis have heightened the collective imperative to better support our students and promote equitable opportunities for timely degree completion. We encourage you to share this report broadly and engage your campus community in a deeper internal assessment of progress toward meeting your Graduation Initiative goals.

## California State University San Bernardino Progress Summary

**Four years into this initiative, CSUSB is making good progress toward 5 of its goals and moderate progress toward one other.**



Gauge values were determined as follows: For each goal, an interim target was set by extrapolating a straight line from the 2010 (6-year first-time students, URM and Pell Gaps), 2012 (4-year first-time students and transfers), or 2014 (2-year transfers) cohorts to their respective 2025 goals. The current rates (for the 2014, 2016 or 2018 cohorts) were then compared to the interim targets, and the gauges were set as:

- Green if the graduation rate or gap was less than 1 percentage point below the interim target
- Yellow if the graduation rate or gap was between 1 and 3 percentage points below the interim target
- Red if the graduation rate or gap was more than 3 percentage points below the interim target

## First-time Student 4-Year Graduation Goal



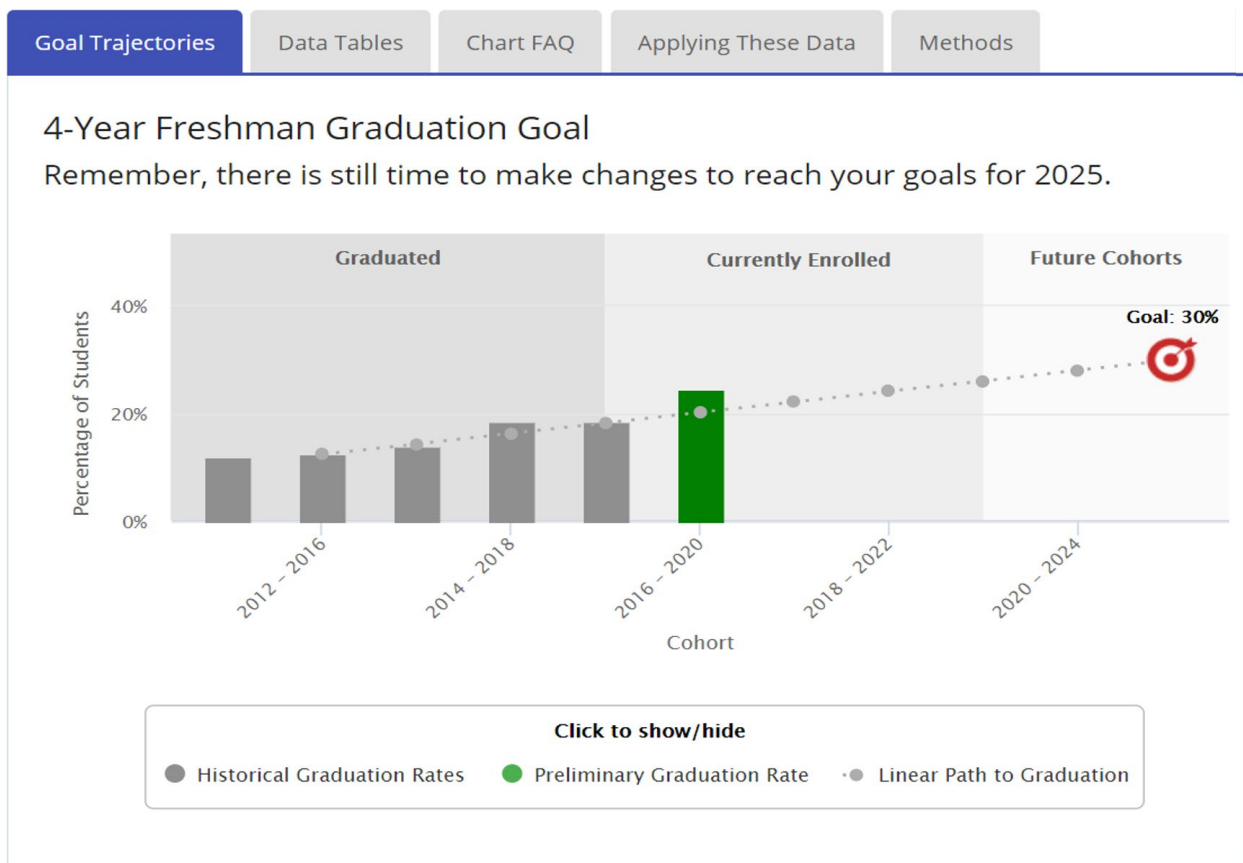
Good Progress

**CSUSB is making good progress toward its 2025 goal that 30% of all first-time students graduate within 4 years.**

Four-year graduation rates for the first-time student cohorts beginning in 2014 and 2015 were 18.7%, respectively. The preliminary 4-year first-time student graduation rate for the 2016 cohort (24.6%) is higher than the most recent graduation rate and exceeds the interim target (20.3%) set by drawing a straight-line projection from the 2012 graduation rate to the 2025 goal (see dashboard chart below).

Cohort	Grad Rate
2014-2018	18.7%
2015-2019	18.7%
2016-2020	24.6%
<b>2025 Goal</b>	<b>30.0%</b>

**The fact that CSUSB's current 4-year first-time student graduation rate has improved by 5.9 percentage points and is 4.3 percentage points above the interim target indicates that the university is making excellent progress toward its goal.**



## First-time Student 6-Year Graduation Goal



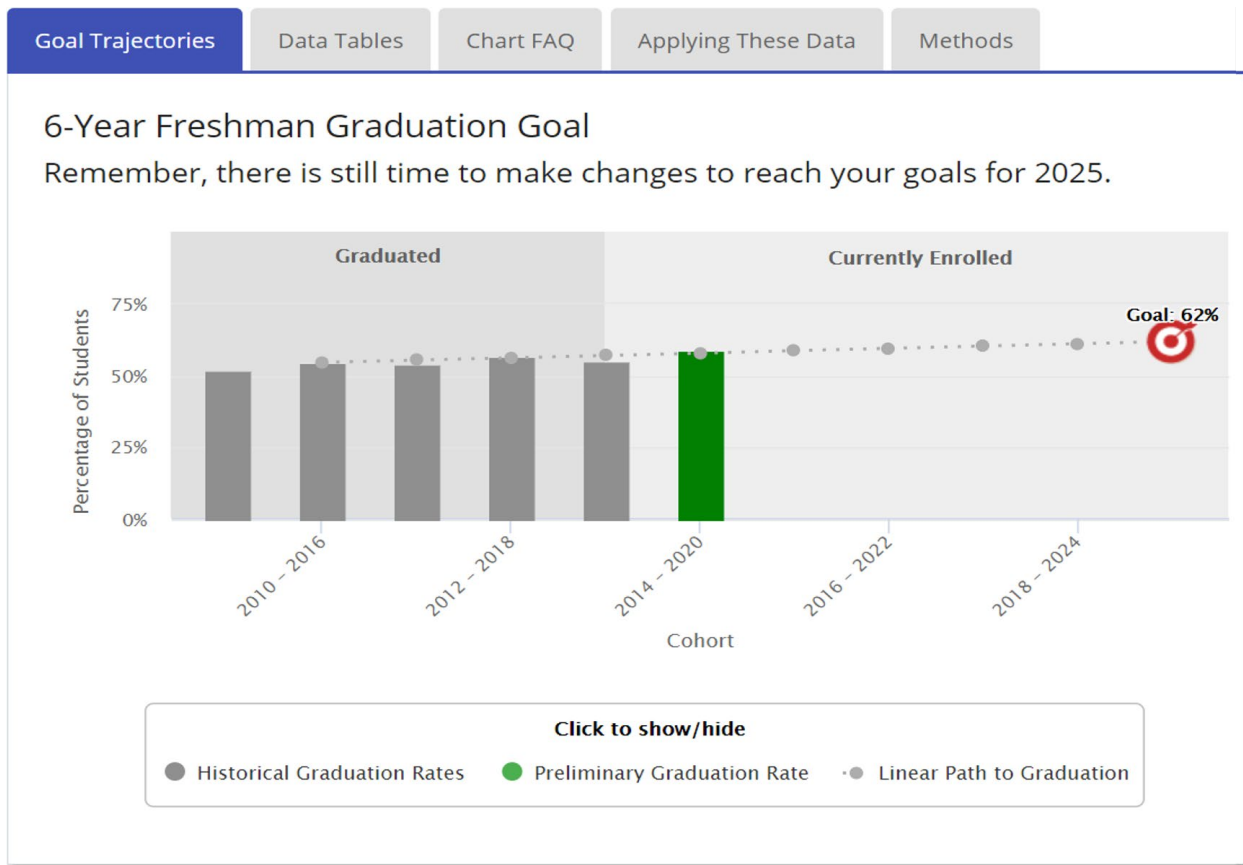
Good Progress

**CSUSB is making good progress toward its 2025 goal that 62% of all first-time students graduate within 6 years.**

The six-year graduation rate for the first-time student cohort beginning in 2012 was among the highest in CSUSB's history. The preliminary 6-year first-time student graduation rate for the 2014 cohort (58.7%) is higher than the most recent graduation rate and is higher than the interim target (57.9%) set by drawing a straight-line projection from the 2010 graduation rate to the 2025 goal (see dashboard chart below).

Cohort	Grad Rate
2012-2018	56.8%
2013-2019	55.0%
2014-2020	58.7%
<b>2025 Goal</b>	<b>62.0%</b>

**The fact that CSUSB's current 6-year first-time student graduation rate is 0.8 percentage points above the interim target indicates that the university is making good progress toward its goal.**



## Transfer 2-Year Graduation Goal



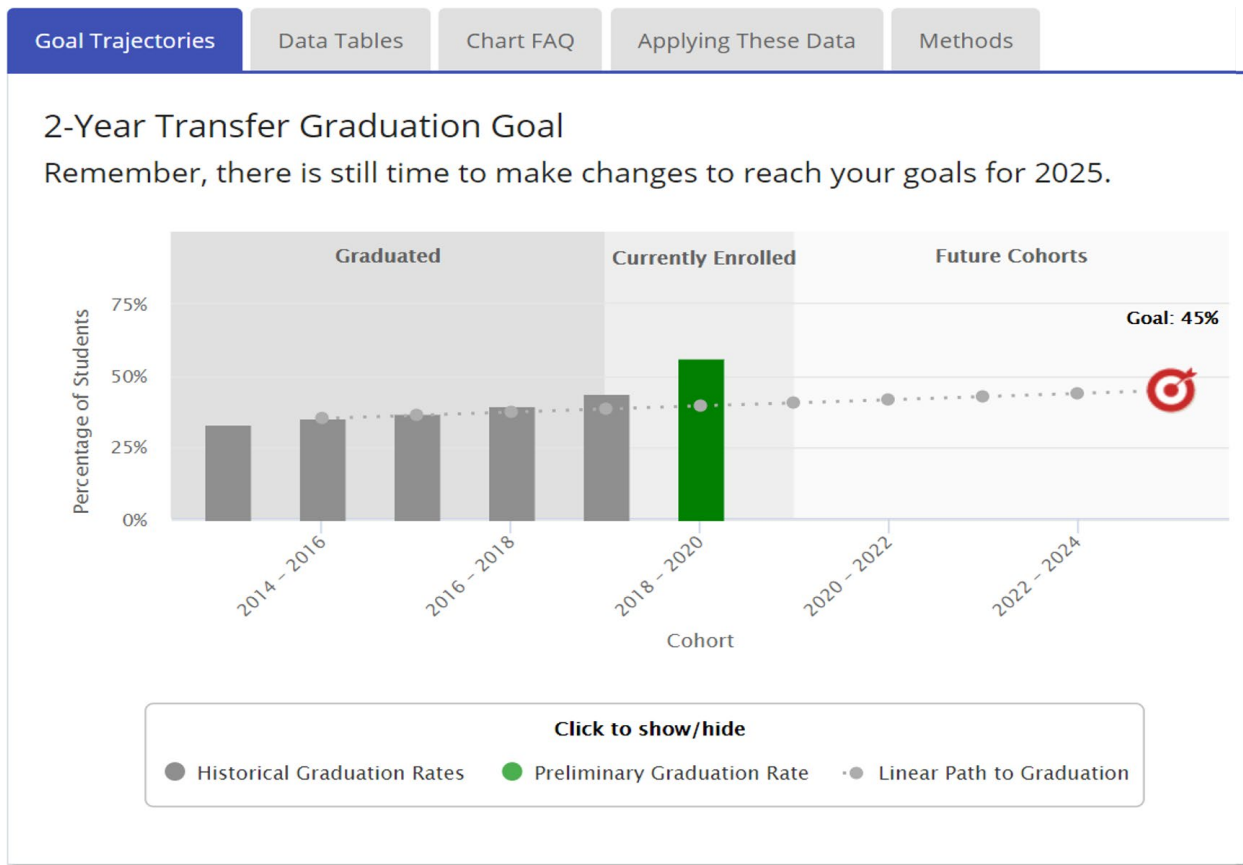
Good Progress

**CSUSB is making good progress toward its 2025 goal that 45% of all transfers graduate within 2 years.**

Two-year graduation rates for the transfer cohorts beginning in 2016 and 2017 were 39.9% and 43.8%, respectively. The preliminary 2-year transfer graduation rate for the 2018 cohort (56.5%) is higher than the most recent graduation rate and greatly exceeds both the interim target (39.6%) set by drawing a straight-line projection from the 2014 graduation rate to the 2025 goal and the goal itself (see dashboard chart below).

Cohort	Grad Rate
2016-2018	39.9%
2017-2019	43.8%
2018-2020	56.5%
<b>2025 Goal</b>	<b>45.0%</b>

**The fact that CSUSB's current 2-year transfer graduation rate already exceeds the 2025 goal by 11.5 percentage points demonstrates that the university is making outstanding progress!**



## Transfer 4-Year Graduation Goal



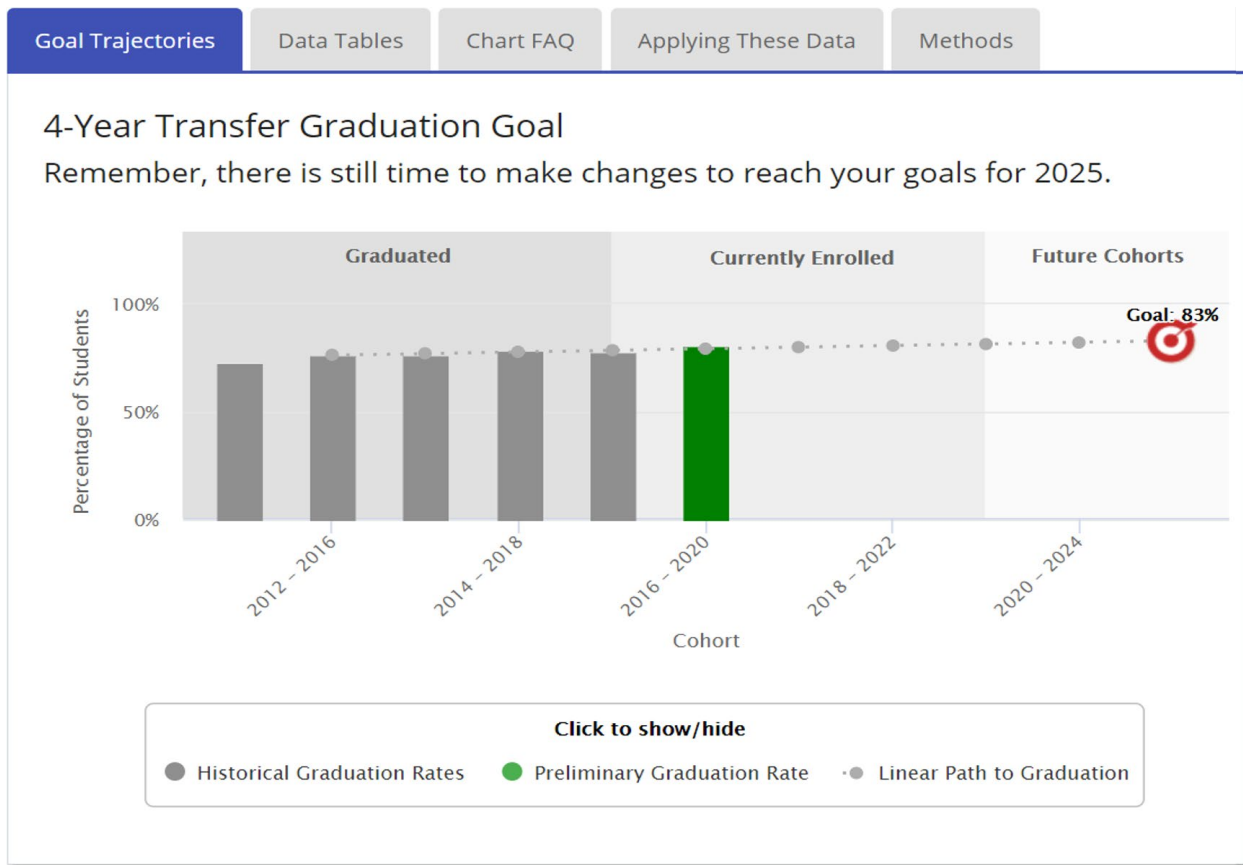
Good Progress

**CSUSB is making good progress toward its 2025 goal that 83% of all transfers graduate within 4 years.**

The four-year graduation rate for the transfer cohort beginning in 2014 was among the highest in CSUSB's history. The preliminary 4-year transfer graduation rate for the 2016 cohort (80.4%) is higher than the most recent graduation rate and is higher than the interim target (79.3%) set by drawing a straight-line projection from the 2012 graduation rate to the 2025 goal (see dashboard chart below).

Cohort	Grad Rate
2014-2018	78.8%
2015-2019	77.9%
2016-2020	80.4%
<b>2025 Goal</b>	<b>83.0%</b>

**The fact that CSUSB's current 4-year transfer graduation rate is 1.1 percentage points above the interim target indicates that the university is making good progress toward its goal.**



## Underrepresented Minority (URM) Equity Gap Goal



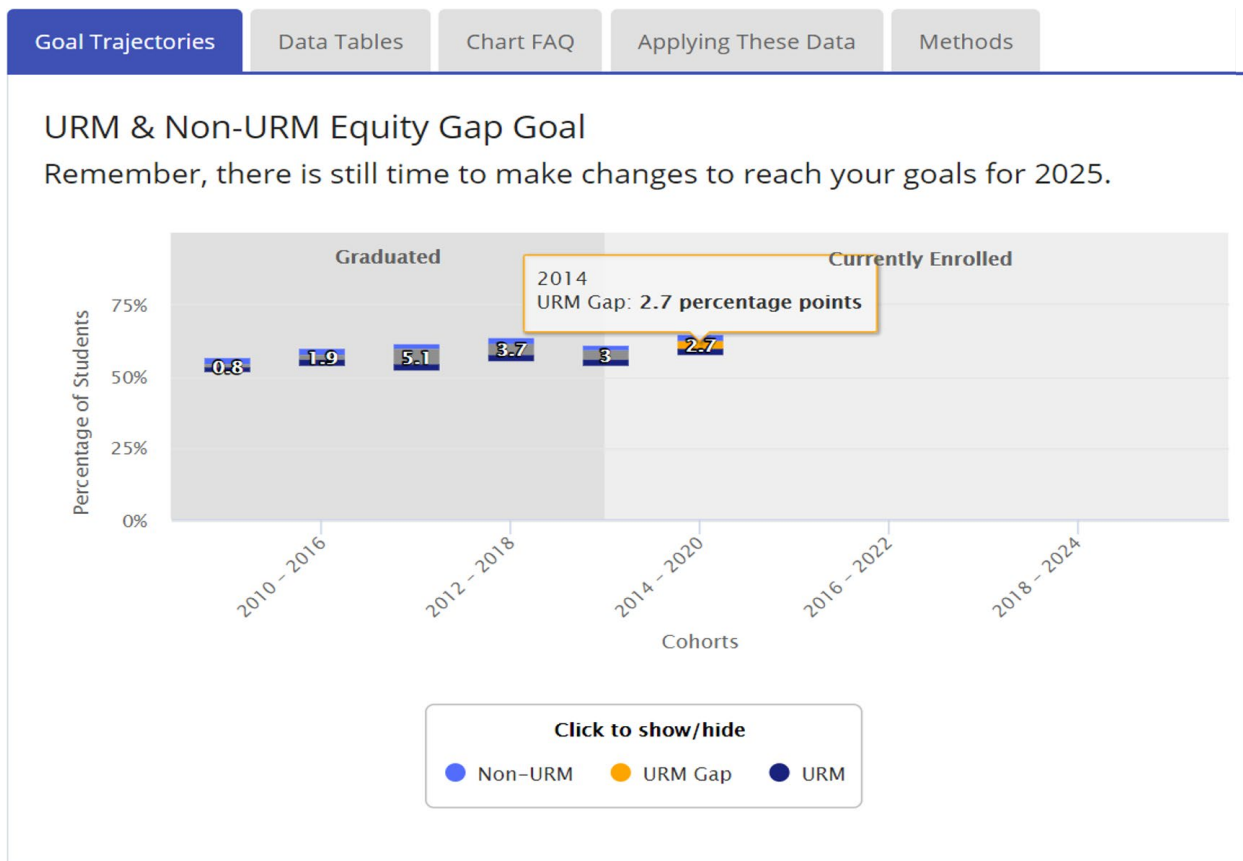
Moderate Progress

**CSUSB is making moderate progress toward its 2025 goal of eliminating the gap between the percentage of URM and Non-URM freshmen who graduate within 6 years.**

The gap between URM and Non-URM students who graduated within 6 years was 3.7 percentage points for the freshmen cohort beginning in 2012. The preliminary URM equity gap for the 2014 cohort (2.7 percentage points) is greater than the interim target (1.1 percentage points) set by drawing a straight-line projection from the 2010 gap to the 2025 goal (0 percentage point gap).

Cohort	Grad Rate Gap
2012-2018	3.7 points
2013-2019	3.0 points
2014-2020	2.7 points
<b>2025 Goal</b>	<b>0 points</b>

**The fact that CSUSB's current URM equity gap is 1.6 percentage points larger than the interim target suggests that the university is making moderate progress toward its 2025 goal.**



\*URM (underrepresented minority) students are students who self-identify as African American, Latinx, or American Indian. All other students were classified as Non-Underrepresented Minority (Non-URM).

## Pell Equity Gap Goal



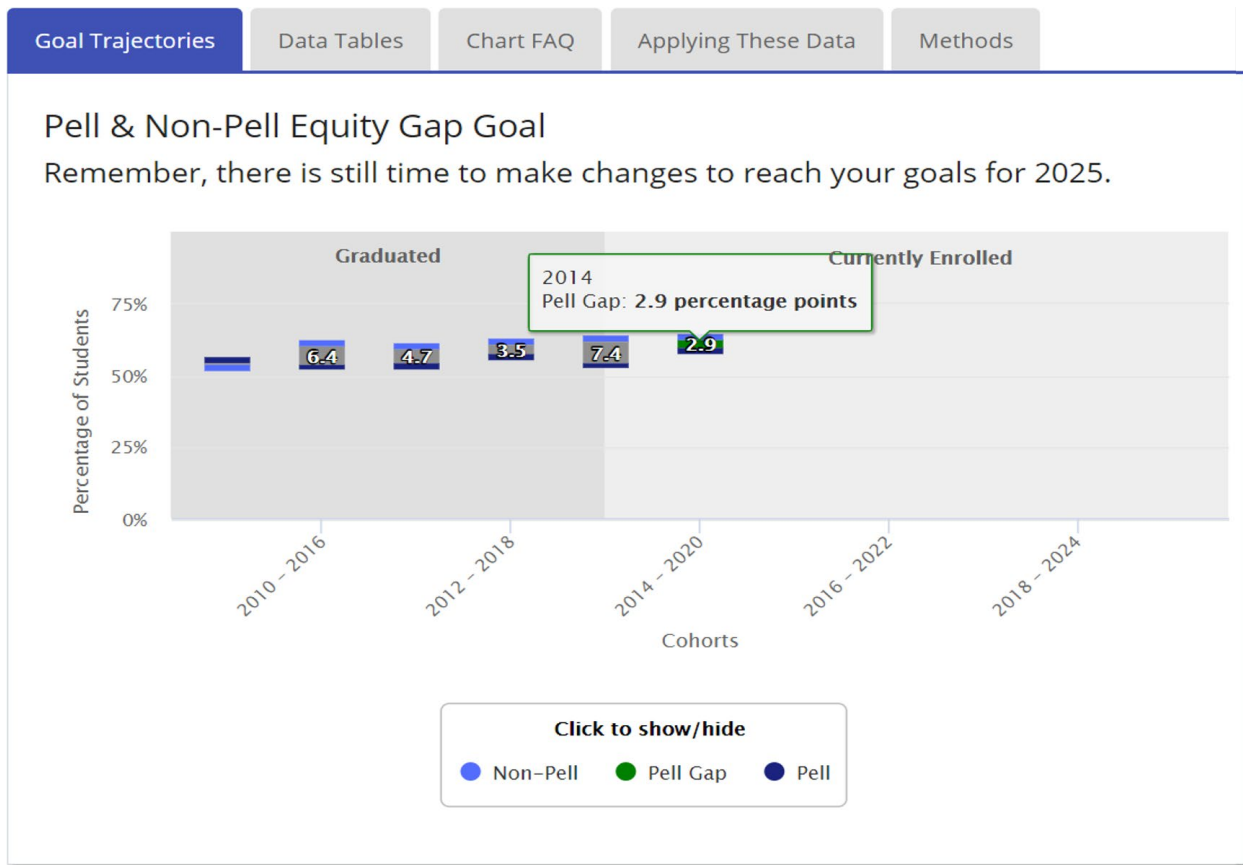
Good Progress

**CSUSB is making good progress toward its 2025 goal of eliminating the gap between the percentage of Pell recipient and Non-Pell recipient freshmen who graduate within 6 years.**

The gap between Pell and Non-Pell students who graduated within 6 years was 3.5 percentage points for the freshmen cohort beginning in 2012. The preliminary Pell equity gap for the 2014 cohort (2.9 percentage points) is only slightly below the interim target (3.6 percentage points) set by drawing a straight-line projection from the 2010 gap to the 2025 goal (0 percentage point gap).

Cohort	Grad Rate Gap
2012-2018	3.5 points
2013-2019	7.4 points
2014-2020	2.9 points
<b>2025 Goal</b>	<b>0 points</b>

**The fact that CSUSB's current Pell equity gap is lower than the interim target indicates that the university is making good progress toward its 2025 goal.**



\*Pell students are students who received a Pell grant in their first term of enrollment. All other students are classified as Not Pell.