

OFFICE OF STUDENT RESEARCH

Fact Sheet 2018-2019

Dr. Dorota Huizinga
Associate Vice Provost for Research
& Dean of Graduate Studies

Dr. Christina Hassija
Director for the Office of Student
Research

Danielle White
Program Coordinator

OUR MISSION

The mission of the Office of Student Research (OSR) is to facilitate the engagement of students in scholarly and creative activities related to their disciplines by providing resources that support both student scholars and faculty mentors.

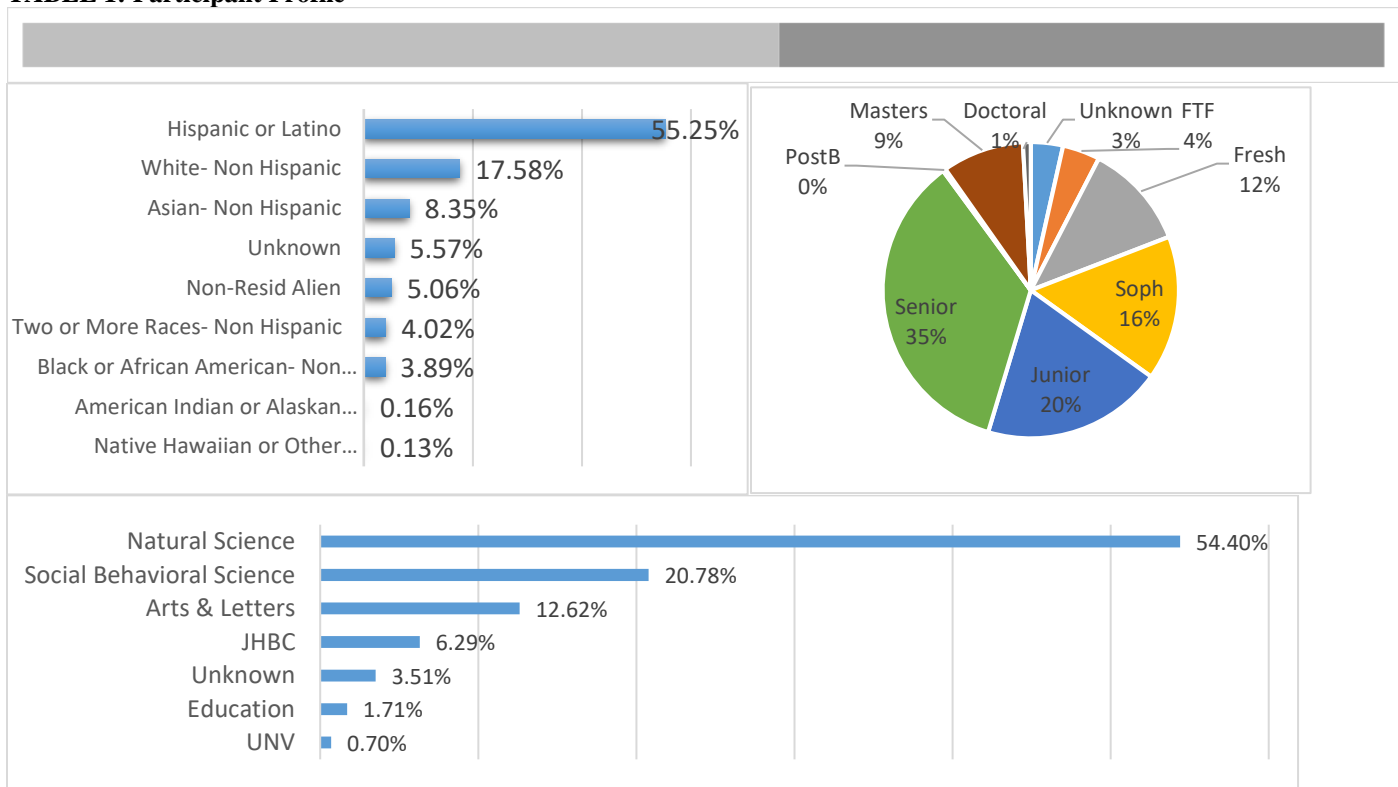
www.csusb.edu/student-research



OUR STUDENTS

In 2018/19 AY 3162 CSUSB students participated in the programs and activities offered by OSR.

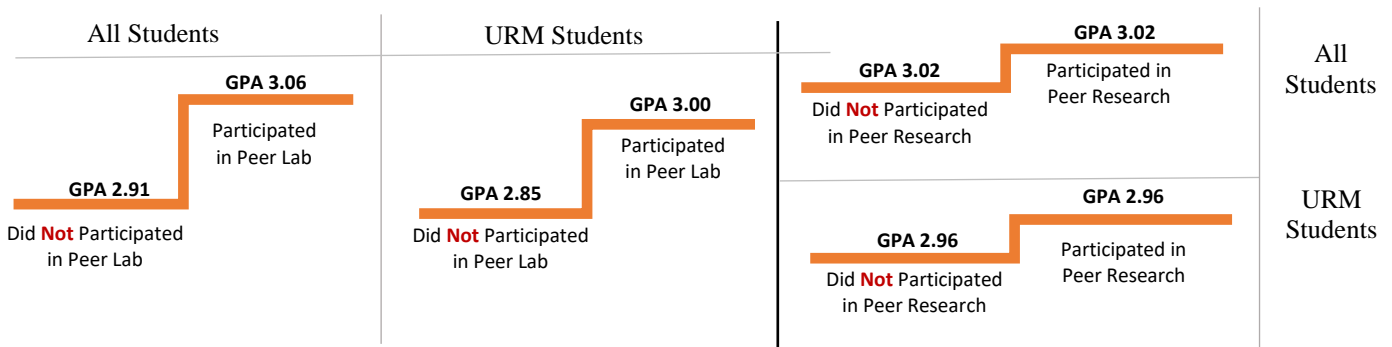
TABLE 1: Participant Profile



OUR IMPACT

The OSR gathers data on the GPAs of the students participating in the Peer Lab and Peer Research Consultant programs. The graphs below shows that the Peer Lab and Peer Research Consultant programs had an impact on the mean course grade GPA of the students who attended the peer sessions, comparing to their peers who did not. The difference shown below indicates that this impact was significant both for “All Students” and the “URM Students” participating in the Peer Lab sessions. However, Peer Research Consultant sessions appear to have no difference on participants.

TABLE 2: Peer Lab and Peer Research Consultant Impact on the participant course GPA





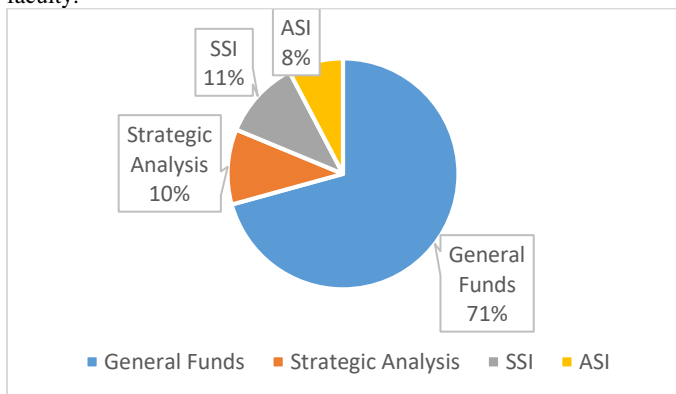
NEW in 2018/19

In collaboration with Riverside Community College (RCC), the OSR was awarded an NSF grant project - STEM en Familia. STEM en familia provides potential RCC Promise Program transfer students who have declared STEM majors, a one-week research experience at CSUSB.



2018/19 BUDGET

This year's OSR's budget totaled \$622,734 in the program and operating expenses. The sources of funding included the General Fund, Strategic Analysis, and the Student Success Initiative (SSI). There was a total of \$292,632 in the funds awarded to support students, and a total of \$167,364 was allocated to support faculty.



ANNUAL GRANT PROGRAMS OFFERED IN 2018/2019

Student Grants:

Program	Offered Since
Undergraduate Student Grant	2012/13
SSI Graduate Culminating Experience	2016/17
Student Research & Travel (ASI)	2008/09
Peer Lab	2012/13
Peer Research Consultant	2012/13

Faculty Grants:

Program	Offered Since
Faculty Assigned Time	2016/17
RSCA Mentor Award	2016/17

Faculty/Student Team Grants:

Program	Offered Since
Faculty/Student Grant	2012/13
Summer Research Program	2012/13



ANNUAL EVENTS

The academic year began with the annual Taste of Research event, at the Palm Desert Campus in November of 2018. At this event faculty and students had the opportunity to share their research and creative activities. In February 2019, the OSR hosted its annual



CSUSB Student Research Competition. Students presented their research to a panel of faculty judges, for an opportunity



to represent CSUSB at the annual CSU Student Research Competition. Lastly, the annual "Meeting of the Minds" Student Research Symposium was held in May 2019. At "Meeting of the Minds",

Students from all disciplines are given the opportunity to share their research and creative activities with the entire campus community.



ONGOING SERVICES AND WORKSHOPS OFFERED IN 2018/19

Services:

- GRE Preparation Course
- Financial Support for RESCA
- Laptop Lending

Workshops:

- Preparing for Undergraduate Research
- Zotero Introduction and Training
- Presenting Oral and Poster Presentations
- Writing Academically
- Research Proposal Grant Writing
- Publishing a Scholarly Article



OUR GOALS FOR 2019/20

1. Continue to improve visibility of the OSR on CSUSB and Palm Desert campuses.
2. Increase student and faculty participation in all OSR activities by 5%.
3. Increase diversity of the OSR participants by reaching out to new faculty mentors via email, in person, newsletters, new faculty etc.
4. Develop and launch an online database for students consisting of research opportunities and potential mentor profiles.
5. Develop and pilot new programs, such as the Coyote Research Ambassadors Program.
6. Increase support for faculty mentoring.
7. Continue to develop and implement assessment strategies for OSR programs.
8. Identify new sources of funding for the OSR to increase funding for existing and new programs.
9. Develop a 5-year strategic plan for the OSR

APPENDIX

TABLE I: OSR program budget and 5-year participation trends.

PROGRAMS	2018-2019 BUDGET ALLOCATIONS	2014 - 2015		2015-2016		2016-2017		2017-2018		2018-2019	
		Student	Faculty	Student	Faculty	Student	Faculty	Student	Faculty	Student	Faculty
CSUSB COMPETITION	\$ 5,700.00	27	22	20	15	34	21	17	23	31	26
FACULTY/STUDENT GRANTS	\$ 30,000.00	24	24	26	24	26	22	30	22	21	21
UNDERGRAD STUDENT GRANTS	\$ 13,580.00	10	10	16	16	21	21	23	18	23	14
PEER RESEARCH CONSULTANT PROGRAM	\$ 23,760.00	270	12	350	14	550	8	507	10	405	9
PEER LAB PROGRAM	\$ 53,460.00	635	22	661	32	1925	24	1018	22	992	18
SUMMER RESEARCH PROGRAM	\$ 140,100.00	32	12	33	13	28	9	28	11	40	14
SYMPOSIUM "MEETING OF THE MINDS"	\$ 10,000.00	188	12	220	12	299	17	206	17	263	47
WORKSHOPS	\$ -	108	--	32	--	145	--	91	--	1195	--
FACULTY ASSIGNED TIME	\$ 52,500.00	N/A	N/A	N/A	N/A	--	10	--	10	--	10
SSI GRADUATE CULMINATING GRANT	\$ 41,724.00	N/A	N/A	N/A	N/A	6	6	21	13	20	16
ASI STUDENT RESEARCH & TRAVEL ⁱ	\$ 94,985.00	109	--	107	--	147	--	68	--	129	--
FACULTY MENTOR AWARD	\$ 10,000.00	N/A	N/A	N/A	N/A	--	4	--	5	--	4
STEM EN FAMILIA	\$ 20,000.00										
TOTAL	\$ 495,809.00	1294	114	1326	126	3034	138	1941	146	3119	179
ⁱ INCLUDES ASI ALLOCATION, GRADUATE STUDIES, OSR											

TABLE II: Comparing the Effects of Peer Lab and Peer Research for < 3.0 and ≥ 3.0 GPA Students

Academic Year 2018-2019 Peer Lab		Grade Comparison											
		All				Less than 3.0 Incoming GPA				3.0 or Greater Incoming GPA			
		Overall	No	PC/PL	Dif.	Overall	No	PC/PL	Dif.	Overall	No	PC/PL	Dif.
All Students	Count	2457	1432	1026		1240	796	444		1200	622	578	
	Cumulative GPA ^a	2.99	2.93	3.07	0.14	2.60	2.58	2.63	0.05	3.39	3.37	3.41	0.04
	Course Grade	2.40	2.14	2.77	0.63	1.84	1.61	2.24	0.63	2.99	2.82	3.17	0.35
	Mean Difference ^b	-0.59	-0.79	-0.30		-0.76	-0.97	-0.39		-0.40	-0.55	-0.24	
Only URM	Count	1643	955	687		906	581	325		736	374	362	
	Cumulative GPA ^a	2.93	2.88	3.01	0.13	2.59	2.57	2.63	0.06	3.36	3.35	3.36	0.01
	Course Grade	2.34	2.06	2.74	0.68	1.82	1.56	2.28	0.72	2.99	2.83	3.15	0.32
	Mean Difference ^b	-0.59	-0.82	-0.73		-0.77	-1.01	0.35		-0.37	-0.52	-0.21	
^a Cumulative GPA is the start of term GPA ^b Mean GPA difference between start of term GPA and course GPA Significant at * <i>p</i> < .05. Note. Green text indicates gains from No Lab to Lab or Cumulative GPA to Course Grade. Note. Red text indicates losses from No Lab to Lab or Cumulative GPA to Course Grade.													
Academic Year 2018-2019 Peer Research Consultant		Grade Comparison											
		All				Less than 3.0 Incoming GPA				3.0 or Greater Incoming GPA			
		Overall	No	PC/PL	Dif.	Overall	No	PC/PL	Dif.	Overall	No	PC/PL	Dif.
All Students	Count	967	564	403		455	270	185		509	294	216	
	Cumulative GPA ^a	3.02	3.02	3.02	0.00	2.63	2.62	2.64	.02	3.38	3.39	3.35	-0.04
	Course Grade	2.83	2.82	2.81	0.01	2.34	2.36	2.31	-0.05	3.25	3.25	3.24	-0.01
	Mean Difference ^b	-0.37	-0.36	-0.35		-0.29	-0.26	-0.33		-0.13	-0.14	-0.11	
Only URM	Count	645	377	268		343	205	139		303	174	129	
	Cumulative GPA ^a	2.96	2.96	2.96	0.00	2.62	2.62	2.63	0.01	3.35	3.36	3.33	-0.03
	Course Grade	2.77	2.77	2.77	0.00	2.37	2.39	2.35	-0.04	3.22	3.22	3.23	0.01
	Mean Difference ^b	-0.19	-0.19	-0.19		-0.25	-0.27	-0.23		-0.13	-0.12	-0.10	
^a Cumulative GPA is the start of term GPA ^b Mean GPA difference between start of term GPA and course GPA Significant at * <i>p</i> < .05. Note. Green text indicates gains from No Lab to Lab or Cumulative GPA to Course Grade. Note. Red text indicates losses from No Lab to Lab or Cumulative GPA to Course Grade.													